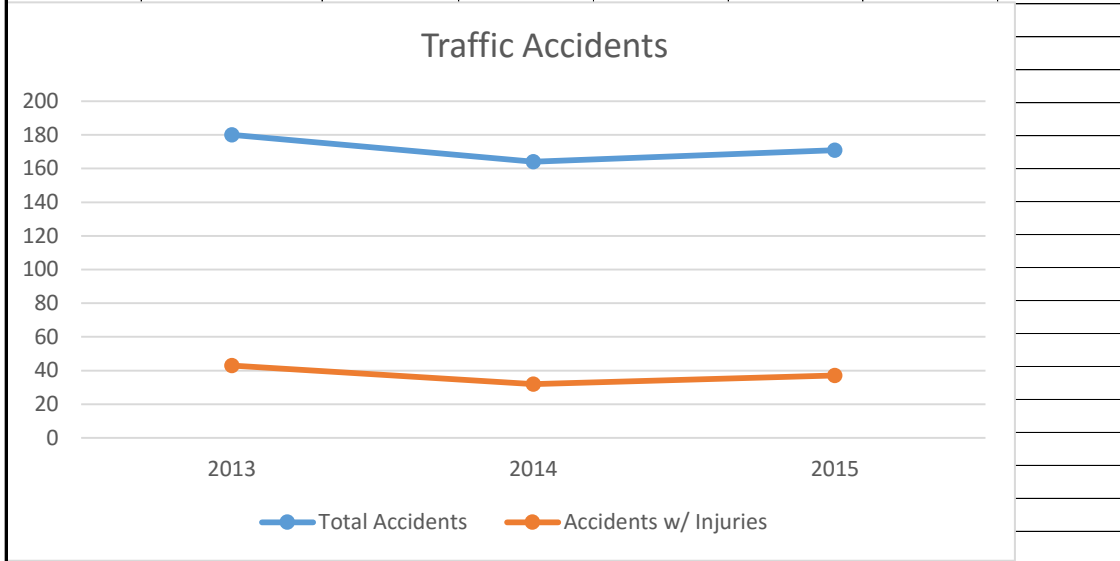


**Yearly Report - Activity
2015**

2015	JAN	FEB	MAR	APR	MAY	JUN	JUL	AUG	SEP	OCT	NOV	DEC	TOTAL
Criminal Reports	56	26	45	58	81	58	53	57	58	71	44	52	659
Reports Cleared	44	19	33	46	67	47	33	40	41	58	21	31	480
Clearance Rate	78%	73%	73%	79%	82%	81%	62%	70%	70%	81%	47%	59%	72%
2014	JAN	FEB	MAR	APR	MAY	JUN	JUL	AUG	SEP	OCT	NOV	DEC	TOTAL
Criminal Reports	48	39	55	39	81	37	35	46	34	31	48	59	552
Reports Cleared	35	21	42	26	59	26	20	35	23	18	31	34	370
Clearance Rate	73%	54%	76%	67%	73%	70%	57%	76%	68%	58%	65%	58%	67%
2013	JAN	FEB	MAR	APR	MAY	JUN	JUL	AUG	SEP	OCT	NOV	DEC	TOTAL
Criminal Reports	78	52	43	60	41	55	50	55	47	48	66	47	642
Reports Cleared	59	39	32	45	28	29	30	28	25	25	25	29	394
Clearance Rate	75%	75%	74%	75%	68%	52%	60%	50%	53%	52%	37%	61%	61%

Accidents 2015

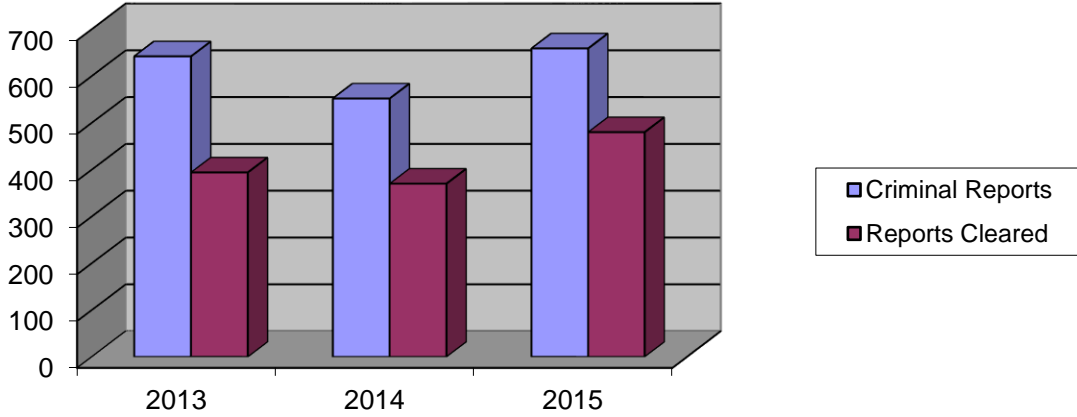
Year	# of Accident Reports	# of Injuries	%
2013	180	43	24%
2014	164	32	20%
2015	171	37	22%



Criminal Reports 2015

	Criminal Reports	Reports Cleared	%			# of Occurrences
2013	642	394	61%		2013	843
2014	552	370	67%		2014	703
2015	659	480	72%		2015	822

3 yr. Criminal Reports & Cleared Reports



2015 - Top 5 Crimes

1. Shoplifting - 111 offenses (15 felonies)
2. Larceny - 98 offenses (15 felonies)
3. Destruction of Property - 69 offenses
4. DUI - 66 offenses (2 felonies)
5. Hit and Run - 47 offenses

Drug crimes - 38 offenses (14 felonies)

Burglary / B&E - 12 offenses (12 felonies)

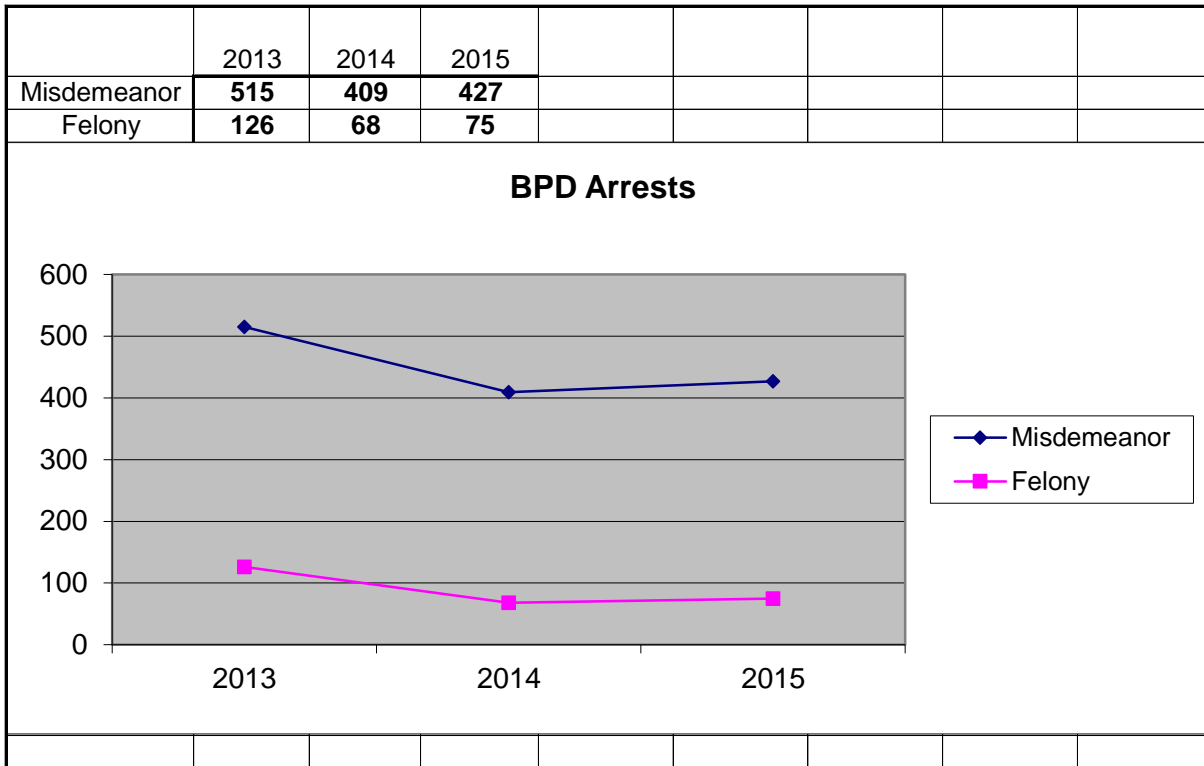
MISDEMEANOR ARRESTS

	JAN	FEB	MAR	APR	MAY	JUN	JUL	AUG	SEPT	OCT	NOV	DEC	TOTAL
ANIMAL CARE ORDINANCE			2		2			1					5
ASSAULT								3		2			5
ASSAULT ON POLICE OFFICER		1	3										4
ATTEMPTED PETIT LARCENY					1								1
BATTERY	1	1		2	2	2	1	1	4	2	1		17
BATTERY ON POLICE OFFICER	1					1							2
B&E of AUTO				3									3
BRANDISHING										1			1
CARRY CONCEALED WEAPON		1							1	1		1	4
CONSPIRACY		3		2	2								7
DAMAGE TO UTILITY				1									1
DESTRUCTION OF PROPERTY	1	1	1	1	7	14	1			2		6	34
DISCHARGE FIREARM IN CITY										1			1
DISORDERLY CONDUCT		2	1		3	1							7
DOMESTIC BATTERY			1		1	2	1		1		1	1	8
DRIVING REVOKED 3RD OFFENSE								1					1
DRIVING W/O INTERLOCK								1					1
DUI	5	1	4	9	9	3	9	10	2	4	3	5	64
EMBEZZLEMENT								11					11
FLEEING												1	1
FORGERY FINANCIAL PROOF	1												1
FUGITIVE FROM JUSTICE MISD.			4							2			6
HARASSING PHONE CALLS						1							1
HUNT / KILL ANIMAL IN CITY										1			1

FELONY ARRESTS

	JAN	FEB	MAR	APR	MAY	JUN	JUL	AUG	SEPT	OCT	NOV	DEC	TOTAL
BREAKING AND ENTERING										4			4
BURGLARY				1						6			7
CHILD NEGLECT									1				1
CHILD PORNOGRAPHY					2								2
CONSPIRACY		1								2			3
DELIVERY OF CONTR. SUBSTANCE		2	3						1	1			7
DOMESTIC 3RD OFFENSE				1							1		2
DUI 3RD OFFENSE				1				1					2
DUI W/ FLEEING								1					1
EMBEZZLEMENT								1					1
FLEEING - RECKLESS INDIFFERENCE			1										1
FORGERY	2			3						1			6
FRAUDULENT USE OF ACCESS DEVICE										2	4		6
FRAUDULENT USE OF CREDIT CARD				7									7
GRAND LARCENY	1			1		1							3
MANUFACTURING CONTROLLED SUBSTANCE										1			1
OPERATE / ATTEMPT CLANDESTINE LAB				3									3
POSSESSION INTENT DELIVER	1												1
POSSESSION of SUDAFED				1									1
SEXUAL ABUSE					1								1
SHOPLIFTING 3RD	4				2	2			1	1		2	12
UTTERING	2									1			3
TOTAL FELONIES	10	3	4	18	5	3	0	3	3	19	5	2	75

Misdemeanor / Felony Arrests 2015



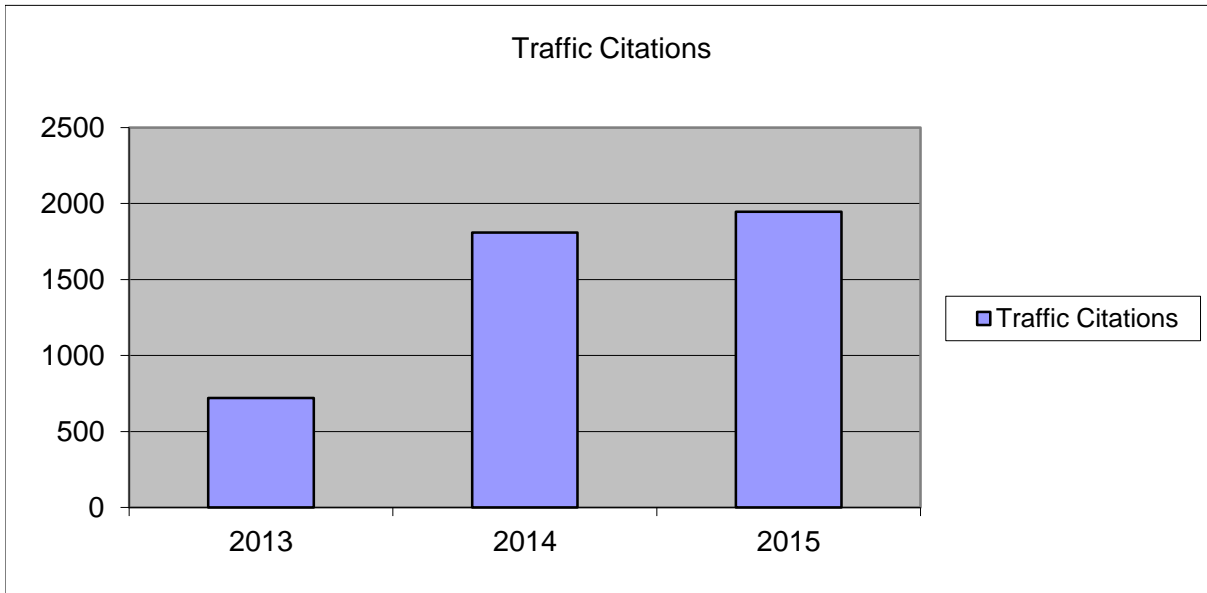
TRAFFIC CITATIONS

	JAN	FEB	MAR	APR	MAY	JUN	JUL	AUG	SEPT	OCT	NOV	DEC	TOTAL
CELL PHONE	3	7	19	47	24	17	6	24	9	24	25	17	222
DRIVING REVOK/SUSP	8	6	16	10	9	9	5	3	9	7	12	7	101
DRIVING REVOK/SUSP.DUI			2	1	2						2	1	8
EXPIRED DRIVERS LICENSE		1	2	1	1		3	1		2		1	12
EXPIRED MVI STICKER	16	14	16	27	10	15	18	8	13	5	5	7	154
EXPIRED REGISTRATION	11	1	8	7	5	8	3	1	4	3	5	5	61
FAILURE TO MAINTAIN CONTROL								1	1		2		4
FAILURE TO OBEY TRAFFIC CONTROL			6					2					8
FAILURE TO SIGN REGISTRATION										1			1
FAILURE TO STOP/ENTERING RD								1					1
FAILURE YIELD RIGHT OF WAY						1				1	1		3
FOLLOWING TOO CLOSE			1						1				2
IMPROPER LANE CHANGE	1	1											2
IMPROPER PASSING		1			2								3
IMPROPER REGISTRATION		1	1			2	1		1			1	7
IMPROPER USE OF TRAFFIC LANE		1		1									2
LEFT OF CENTER			1					1					2
NO CHILD RESTRAINT			1	1	6	2	2		2				14
NO INSURANCE		1	1				3	1	1		1	1	9
NO INSURANCE CARRIED	50	28	43	48	45	23	12	22	50	16	36	35	408
NO MOTORCYCLE OPERATORS	1								1				2
NO OPERATORS	1	1	4		2	1	2	1	1	1	1	2	17
NO OPERATORS CARRIED				1				1				1	3
NO SEATBELT	21	20	29	33	153	19	19	30	90	25	71	31	541
PASSING SCHOOL BUS	1	1		1						2			5
PERMITTING NO OPERATORS		1								1			2
RECKLESS DRIVING		1	1	1	1			1					5
RUNNING RED LIGHT	1			2	1			15		1	1	2	23

	JAN	FEB	MAR	APR	MAY	JUN	JUL	AUG	SEPT	OCT	NOV	DEC	TOTAL
RUNNING STOP SIGN	5	6	3	4				48	7	1	1	1	76
SPEEDING	18	20	32	23	24	15	13	21	14	19	29	13	241
STRIKING HIGHWAY PROPERTY									1				1
WRONG WAY ON ONE WAY STREET			1	1	2	1		1					6
TOTAL TRAFFIC CITATIONS	137	112	187	209	287	113	87	183	205	109	192	125	1946

Traffic Citations 2015

	2013	2014	2015
Traffic Citations	720	1809	1946



Top 5 Comparisons

2013

Traffic

No Insurance / no proof	287
Speeding	127
Expired MVI	68
Expired Registration	55
No Seatbelt	41

Misdemeanor

Shoplifting	147
Unlawful consumption	48
DUI 1st	47
Public Intox. / Trespassing	24
Dom. Battery / Petit Larceny	23

Felony

Fraudulent Use of Credit Card	30
Obtaining Drugs by Fraud	24
Delivery of Controlled Sub	14
Forgery / Uttering	8

2014

Traffic

No Seatbelt	406
No Insurance Carried	388
Speeding	322
Cell Phone	187
Expired MVI Sticker	126

Misdemeanor

Shoplifting	82
Unlawful consumption	51
DUI	41
Destruction of Property	30
Possession Marijuana	18

Felony

Forgery	18
Uttering	14
Delivery of Controlled Sub	8
Shoplifting 3rd / Grand Larceny	5

2015

Traffic

No Seatbelt	541
No Insurance Carried	408
Speeding	241
Cell Phone	222
Expired MVI Sticker	154

Misdemeanor

Shoplifting	100
DUI	64
Destruction of Property	34
Petit Larceny	27
Battery / Poss. Of Marijuana	17

Felony

Shoplifting 3rd	12
Burglary	7
Delivery of Controlled Sub	7
Fraudulent Use of Credit Card	7
Forgery	6
Fraudulent Use of Access Dev.	6

Top 911 Calls

2013	
MVA- No Injuries	187
Alarm	128
Welfare Concerns	122
Shoplifting	103
Domestic / Active	74
Total Calls	1,882
2014	
MVA- No Injuries	164
Alarm	148
Welfare Concerns	111
Call for Officer	71
Noise Complaint	55
Total Calls	1,781
2015	
MVA- No Injuries	171
Alarm	152
Welfare Concerns	102
Shoplifting	86
Domestic / Active	71
Total Calls	1,758