

**Yearly Report - Activity
2019**

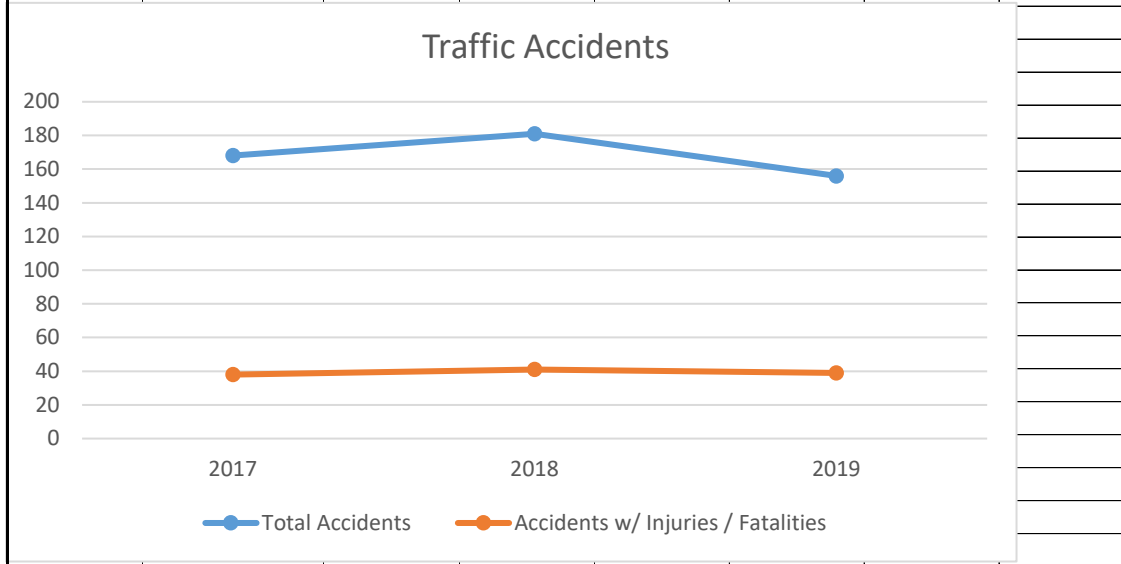
2019	JAN	FEB	MAR	APR	MAY	JUN	JUL	AUG	SEP	OCT	NOV	DEC	TOTAL
Criminal Reports	49	36	48	46	55	50	64	74	59	77	45	67	670
Reports Cleared	39	27	37	32	35	36	45	47	39	40	34	32	443
Clearance Rate	80%	75%	77%	70%	64%	72%	70%	64%	66%	52%	76%	48%	66%

2018	JAN	FEB	MAR	APR	MAY	JUN	JUL	AUG	SEP	OCT	NOV	DEC	TOTAL
Criminal Reports	55	49	50	47	40	42	57	65	53	59	47	69	633
Reports Cleared	40	35	42	33	29	31	39	41	39	36	28	40	433
Clearance Rate	72%	71%	84%	70%	72%	73%	68%	63%	73%	61%	59%	57%	68%

2017	JAN	FEB	MAR	APR	MAY	JUN	JUL	AUG	SEP	OCT	NOV	DEC	TOTAL
Criminal Reports	57	48	51	69	63	63	48	75	50	48	45	50	667
Reports Cleared	41	31	40	38	43	44	33	53	32	29	29	28	441
Clearance Rate	72%	65%	78%	55%	68%	70%	69%	71%	64%	60%	64%	56%	66%

Accidents 2019

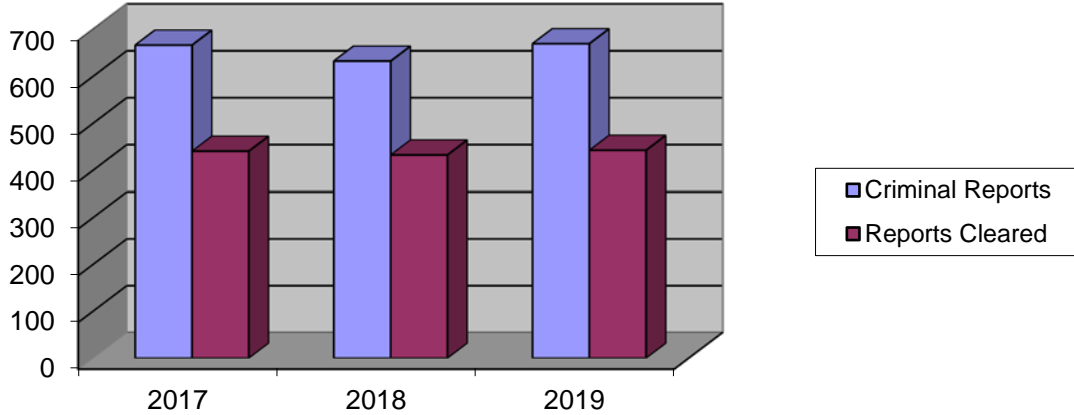
Year	# of Accident Reports	# of Injuries / Fatalities	%				
2017	168	38	23%				
2018	181	41	23%				
2019	156	39	25%				



Criminal Reports 2019

	Criminal Reports	Reports Cleared	%			# of Occurrences		
2017	667	441	66%		2017	908		
2018	633	433	68%		2018	846		
2019	670	443	66%		2019	848		

3 yr. Criminal Reports & Cleared Reports



2019 - Top 5 Crimes

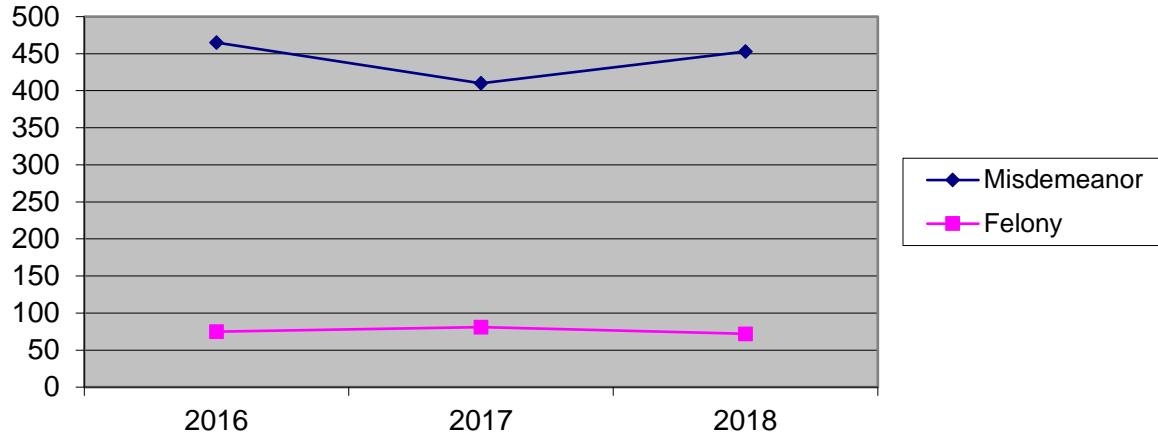
1. Shoplifting - **157 (8 Felonies)**
2. Larceny - **80 (11 Felonies)**
3. Drug Offenses - **68 (8 Felonies)**
4. Destruction of Property - **48**
5. Warrant / Fugitive from Justice / Capias - **37**

	JAN	FEB	MAR	APR	MAY	JUN	JUL	AUG	SEPT	OCT	NOV	DEC	TOTAL
ROBBERY	1				1								2
SHOPLIFTING 3RD	1						1		1	3			6
STRANGULATION	1												1
UTTERING						1							1
WARRANT FROM OTHER JURISDICTION										1			1
TOTAL FELONIES	9	5	3	4	6	2	6	7	4	15	9	2	72

Misdemeanor / Felony Arrests 2019

	2017	2018	2019					
Misdemeanor	465	410	453					
Felony	75	81	72					

BPD Arrests

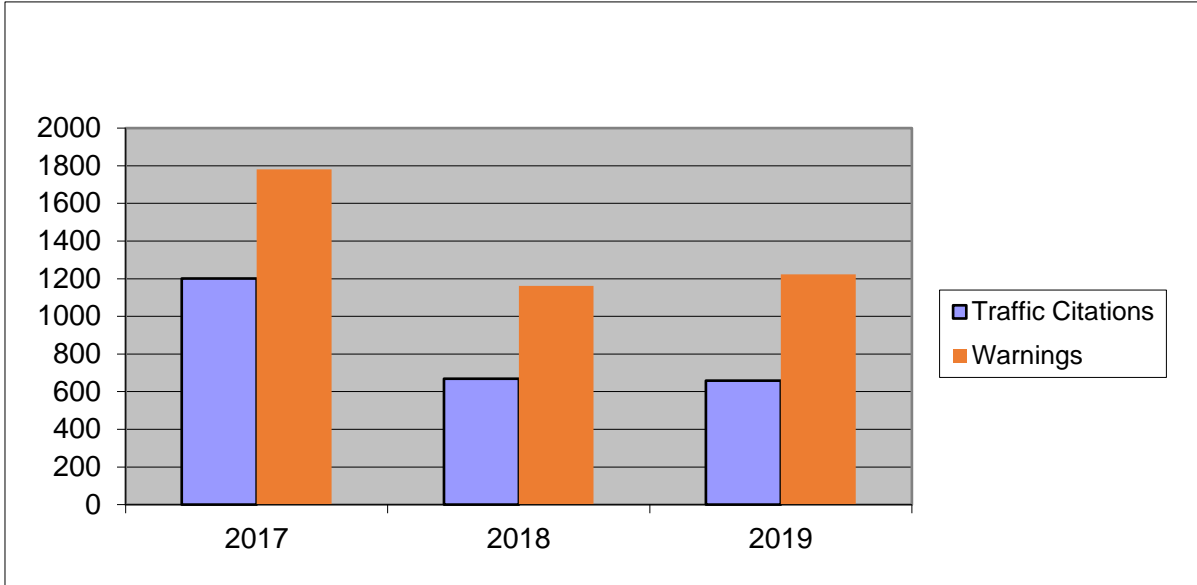


TRAFFIC CITATIONS

	JAN	FEB	MAR	APR	MAY	JUN	JUL	AUG	SEPT	OCT	NOV	DEC	TOTAL
CELL PHONE		1	2	15	10	15	1		4	1			49
DEFECTIVE EQUIPMENT		1	1										2
DRIVING REVOKED/SUSP	5	8	8	5	10	6	5	6	4	2	6	3	68
DRIVING REVOKED/SUSP DUI	1					1				1	1		4
EXPIRED DRIVERS LICENSE						1			1				2
EXPIRED MVI STICKER	1			4	4	2	3	1		1		2	18
EXPIRED REGISTRATION		1		2	1			1		1		1	7
FAILURE TO MAINTAIN CONTROL			1									1	2
FAILURE TO REPORT CRASH	1												1
FAILURE TO OBEY TRAFFIC CONTROL					1			5				1	7
FAILURE TO YIELD RIGHT OF WAY							1	1				1	3
FAILURE TO YIELD TO PEDESTRIAN IN CROSSWALK	1												1
ILLEGAL TINT								1					1
IMPROPER REGISTRATION			2	1	2	1	1						7
IMPROPER TURN								1					1
IMPROPER USE OF TRAFFIC LANE								1					1
NO CHILD RESTRAINT			1		1	1	1		1				5
NO INSURANCE			2			1		1				1	5
NO INSURANCE CARRIED	3	2	7	12	22	12	12	14	9	5	9	6	113
NO MVI STICKER			2				1		1				4
NO OPERATORS	1		3	2	1	1		3			1		12
NO REGISTRATION									1				1
NO SEATBELT			18	13	50	6	9	4	7	22	1	3	133
PASSING SCHOOL BUS									1				1
RECKLESS DRIVING							1			1			2
RUNNING RED LIGHT							1	1	1	1		1	5
RUNNING STOP SIGN			2	1				25		2	1	2	33
SPEEDING		1	1	26	20	20	18	20	19	13	18	14	170
TOTAL TRAFFIC CITATIONS	13	14	50	81	122	67	54	85	49	50	37	36	658

Traffic Citations / Warnings 2019

	2017	2018	2019
Traffic Citations	1201	669	658
Warnings	1781	1161	1223



Top 5 Comparisons

2017 Reports		2018 Reports		2019 Reports	
Larceny	113	Shoplifting	138	Shoplifting	157
Shoplifting	109	Larceny	99	Larceny	80
Drug Offenses	105	Drug Offenses	85	Drug Offenses	68
Destruction of Property	55	Hit and Run	44	Destruction of Property	48
Hit and Run	49	Destruction of Property	42	Warrant / Fugitive / Capias	37
Traffic		Traffic		Traffic	
No Seatbelt	462	No Seatbelt	223	Speeding	170
No Insurance Carried	220	No Insurance Carried	137	No Seatbelt	133
Cell Phone	167	Speeding	95	No Insurance Carried	113
Speeding	87	Driving Suspended	62	Driving Suspended	68
Driving Suspended	87	Cell Phone	59	Cell Phone	49
Misdemeanor Arrests		Misdemeanor Arrests		Misdemeanor Arrests	
Shoplifting	91	Shoplifting	97	Shoplifting	129
Poss. Of Controlled Substance	42	Drug Offenses	42	Drug Offenses	55
Poss. Of Marijuana	34	DUI	31	Trespassing	26
DUI	29	Warrant from Other Jurisdiction	24	DUI	25
Trespassing	24	Petit Larceny	14	Petit Larceny	23
Felony Arrests		Felony Arrests		Felony Arrests	
Del. Of Cont. Substance	9	Shoplifting 3rd	13	Fraudulent Use of Access Dev.	16
Shoplifting 3rd	8	Conspiracy	9	Shoplifting 3rd	6
Burglary	6	Fraudulent Use of Access Dev.	8	Burglary	5
Del of Cont Sub 1000 ft of schoo	5	Poss. Intent to Deliver	6	Conspiracy	4
Driving Revoked DUI 3rd	5	Burglary	5	Domestic 3rd Offense	4
Fraudulent Use of Access Dev.	5			Malicious Wounding	4
Poss. Intent to Deliver	5				
911 Calls		911 Calls		911 Calls	
MVA	207	MVA	261	Call for Officer	487
Alarm	147	Welfare Concern	211	MVA	351
Welfare Concern	104	Alarm	203	Welfare Concern	325
Shoplifting	78	Reckless Driving	135	Alarm	304
Call for Officer	67	Stolen Property	130	Domestic Incident	220
Total Calls	1,774	Total Calls	3,851	Total Calls	5,896