



# BUCKHANNON POLICE DEPARTMENT

---

## 2020 Annual Report

2 Friendly Way  
Buckhannon, WV 26201

Phone: 304-472-5723

Website: [buckhannonpolice.com](http://buckhannonpolice.com)



# *Buckhannon Police Department*



24 S Florida St \* Buckhannon, WV 26201  
Phone 304-472-5723 \* Fax 304-473-7911

Mayor and Members of City Council,

I am very pleased to present the 2020 Annual Report for the City of Buckhannon Police Department. The report itself contains data regarding Law Enforcement Activities as well as statistical information from the Mountain Lakes Drug and Violent Crime Unit. Unfortunately, due to the ongoing COVID-19 pandemic, many of our regularly scheduled community activities that the police department typically hosts throughout the year, had to be canceled.

Data concerning law enforcement activities is taken from a wide range of sources to include: officers' monthly activity reports; records management data for criminal reports, accidents, misdemeanor / felony arrests, and traffic citations; as well as Upshur County Comm Center data. The data reflecting the activity of the Mountain Lakes Drug and Violent Crime Unit is reflective of the total activity of the task force, which encompasses a five-county region, including the City of Buckhannon.

Trends throughout the report indicate that much of the activity is down as compared to previous years. Much of this can be attributed to the COVID-19 pandemic. The police department has been a member of the Mountain Lakes Drug and Violent Crime Unit since 2018 and continues to see much success with this partnership, including remaining in a position of leadership as Chairman of the Task Force Board of Directors as well as the City of Buckhannon acting as the fiduciary for the task force itself. The activity of the task force remains consistently high as is reflected in the report.

The totality of the report is a reflection of the commitment that our officers and volunteers have for the community. As we continue to progress toward accreditation, much of the operational activity of the police department is a direct reflection of the progress that has been made toward this endeavor.

Matthew Gregory  
Chief of Police

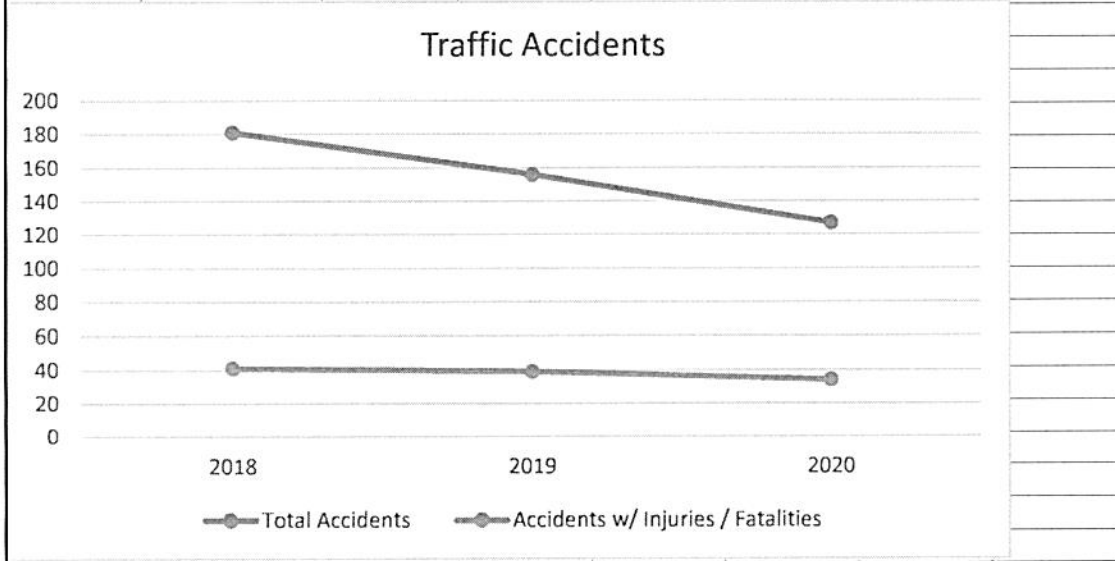


**Yearly Report - Activity  
2020**

<b>2020</b>	<b>JAN</b>	<b>FEB</b>	<b>MAR</b>	<b>APR</b>	<b>MAY</b>	<b>JUN</b>	<b>JUL</b>	<b>AUG</b>	<b>SEP</b>	<b>OCT</b>	<b>NOV</b>	<b>DEC</b>	<b>TOTAL</b>
Criminal Reports	70	51	66	38	47	41	55	61	61	43	37	36	<b>606</b>
Reports Cleared	44	38	52	32	28	29	42	46	45	37	22	15	<b>430</b>
Clearance Rate	63%	75%	79%	84%	60%	71%	76%	75%	74%	86%	59%	42%	<b>71%</b>
<b>2019</b>													
<b>2019</b>	<b>JAN</b>	<b>FEB</b>	<b>MAR</b>	<b>APR</b>	<b>MAY</b>	<b>JUN</b>	<b>JUL</b>	<b>AUG</b>	<b>SEP</b>	<b>OCT</b>	<b>NOV</b>	<b>DEC</b>	<b>TOTAL</b>
Criminal Reports	49	36	48	46	55	50	64	74	59	77	45	67	<b>670</b>
Reports Cleared	39	27	37	32	35	36	45	47	39	40	34	32	<b>443</b>
Clearance Rate	80%	75%	77%	70%	64%	72%	70%	64%	66%	52%	76%	48%	<b>66%</b>
<b>2018</b>													
<b>2018</b>	<b>JAN</b>	<b>FEB</b>	<b>MAR</b>	<b>APR</b>	<b>MAY</b>	<b>JUN</b>	<b>JUL</b>	<b>AUG</b>	<b>SEP</b>	<b>OCT</b>	<b>NOV</b>	<b>DEC</b>	<b>TOTAL</b>
Criminal Reports	55	49	50	47	40	42	57	65	53	59	47	69	<b>633</b>
Reports Cleared	40	35	42	33	29	31	39	41	39	36	28	40	<b>433</b>
Clearance Rate	72%	71%	84%	70%	72%	73%	68%	63%	73%	61%	59%	57%	<b>68%</b>

## Accidents 2020

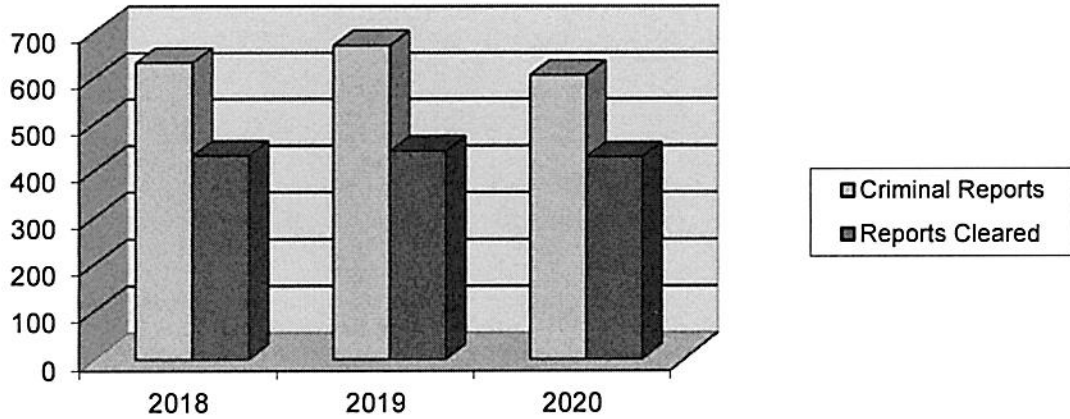
Year	# of Accident Reports	# of Injuries / Fatalities	%
2018	181	41	23%
2019	156	39	25%
2020	127	34	27%



## Criminal Reports 2020

	Criminal Reports	Reports Cleared	%			# of Occurrences
2018	633	433	68%		2018	846
2019	670	443	66%		2019	848
2020	606	430	71%		2020	853

**3 yr. Criminal Reports & Cleared Reports**



### **2020 - Top 5 Crimes**

1. Shoplifting - 107 (13 Felonies)
2. Fraud - 107 (103 Felonies)
3. Larceny - 70 (12 Felonies)
4. Drug Offenses - 66 (8 Felonies)
5. Hit and Run - 46

# MISDEMEANOR ARRESTS

	JAN	FEB	MAR	APR	MAY	JUN	JUL	AUG	SEPT	OCT	NOV	DEC	TOTAL
ABANDONED MOTOR VEHICLE											1		1
ANIMAL CARE ORDINANCE		1			1			1		2			5
ASSAULT										1			1
ASSAULT ON POLICE OFFICER			1										1
ATV IN CITY LIMITS			1										1
BATTERY								2		1		2	5
B&E of AUTO	1							3					4
BRANDISHING					1		2	1					4
CAPIAS ARREST	2		1	2	1				1	1	1	1	10
CONTRIBUTING TO MINOR												1	1
CROSSING FIRE HOSE									1				1
CRUELTY TO ANIMALS												1	1
DESTRUCTION OF PROPERTY	1	2		1	1		3		2			1	11
DISORDERLY CONDUCT			1										1
DOMESTIC ASSAULT							1		1				2
DOMESTIC BATTERY							5		3		1	3	12
DRIVING REVOKED DUI			1		1		3						5
DUI	1	2	3		2		2		5	2	1	2	20
FILING FALSE REPORT								1	2				3
FLEEING			1	1		1						1	4
GRASS ON STREET									1				1
HARASSMENT									1				1
LEAVING SCENE OF ACCIDENT										1			1
NOISE ORDINANCE			1										1
OBSTRUCTING POLICE OFFICER		2	5	1			4	1	1	1			15



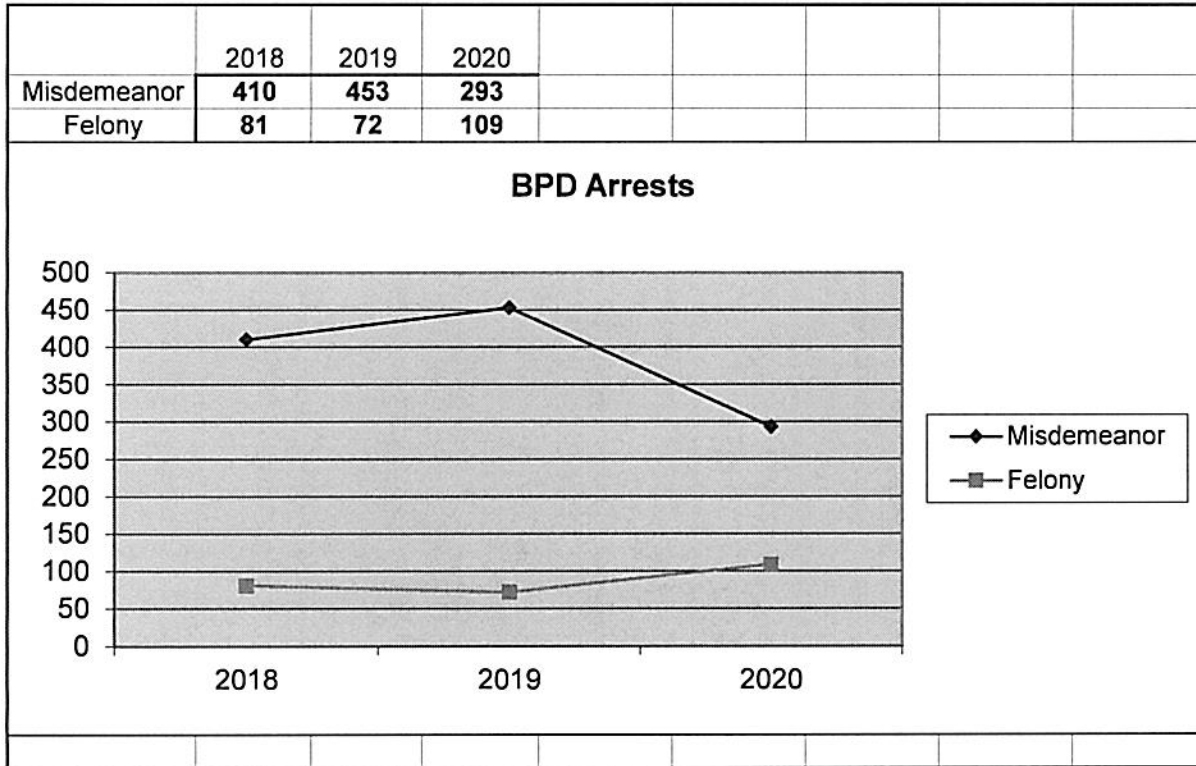


# FELONY ARRESTS

	JAN	FEB	MAR	APR	MAY	JUN	JUL	AUG	SEPT	OCT	NOV	DEC	TOTAL
ACCESSORY BEFORE THE FACT											1		1
ATTEMPT TO COMMIT FELONY							2						2
BREAKING AND ENTERING						2							2
BURGLARY	1					2							3
CAPIAS			2							1			3
CHILD NEGLECT					2		1				1		4
CONSPIRACY						2		1					3
DESTRUCTION OF PROPERTY				1									1
DRIVING REVOKED DUI 3RD										1			1
DOMESTIC 3RD OFFENSE								1	1			2	4
FLEEING - RECKLESS INDIFFERENCE								1					2
FRAUDULENT USE OF ACCESS DEVICE							44	1					45
FRAUDULENT USE OF A CREDIT CARD								1					1
FUGITIVE FROM JUSTICE							1	3	1				5
GRAND LARCENY									1			1	2
IDENTITY THEFT				1									1
JOYRIDING - 2ND										1			1
MALICIOUS WOUNDING				1									1
OBTAINING DRUGS BY FRAUD				1									1
POSSESSION INTENT DELIVER	3			1									4
PROBATION VIOLATION										1			1
SHOPLIFTING 3RD		6	1						1	1		5	14
STRANGULATION							1						1
UTTERING							1						1

	JAN	FEB	MAR	APR	MAY	JUN	JUL	AUG	SEPT	OCT	NOV	DEC	TOTAL
WANTON ENDANGERMENT						2							2
WARRANT FROM OTHER JURISDICTION						3							3
<b>TOTAL FELONIES</b>	<b>4</b>	<b>6</b>	<b>3</b>	<b>6</b>	<b>2</b>	<b>9</b>	<b>52</b>	<b>8</b>	<b>4</b>	<b>5</b>	<b>2</b>	<b>8</b>	<b>109</b>

### Misdemeanor / Felony Arrests 2020

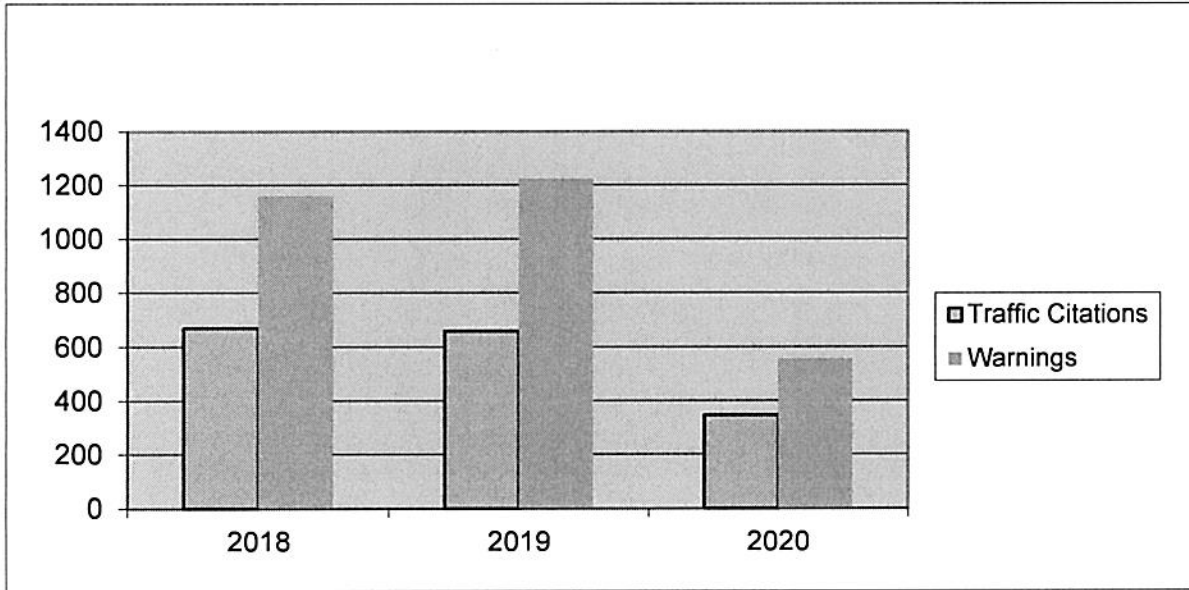


# TRAFFIC CITATIONS

	JAN	FEB	MAR	APR	MAY	JUN	JUL	AUG	SEPT	OCT	NOV	DEC	TOTAL
APPROACHING EMER. VEHICLE						1		1					2
CELL PHONE						1	3	2	5		1		12
DRIVING REVOKED/SUSP	6	7	5		3	2	5	10	5	8	6	3	60
DRIVING REVOKED/SUSP DUI	1	1					3			1			6
EXPIRED DRIVERS LICENSE	2									1			3
EXPIRED MVI STICKER			1			1	1			1	1		5
EXPIRED REGISTRATION	1	1			1			1	2				6
FAILURE TO MAINTAIN CONTROL	1												1
FAILURE TO OBEY TRAFFIC CONTROL			2										2
FAILURE TO STOP/ENTERING RD.			1										1
FAILURE TO STOP RR CROSSING							1						1
IMPROPER REGISTRATION								1	1	1		1	4
LEFT OF CENTER							1						1
NO INSURANCE	1	1					1	4	1	4	1	1	14
NO INSURANCE CARRIED	4	6	2			1	2	5	2	3	4	3	32
NO OPERATORS	1					2		2	1	1	3		10
NO REGISTRATION	1									1	1		3
NO SEATBELT	4	2	4				1	22		16	18	2	69
PERMITTING NO OPERATORS			1										1
RECKLESS DRIVING		1							1		1		3
RUNNING RED LIGHT							1						1
RUNNING STOP SIGN		2						10					12
SPEEDING	24	14	5			7	4	8	12	8	7	8	97
<b>TOTAL TRAFFIC CITATIONS</b>	<b>46</b>	<b>35</b>	<b>21</b>	<b>0</b>	<b>4</b>	<b>15</b>	<b>22</b>	<b>67</b>	<b>30</b>	<b>45</b>	<b>43</b>	<b>18</b>	<b>346</b>

### Traffic Citations / Warnings 2020

	2018	2019	2020
Traffic Citations	<b>669</b>	<b>658</b>	<b>346</b>
Warnings	<b>1161</b>	<b>1223</b>	<b>555</b>



## Top 5 Comparisons

2018	2019	2020
Reports	Reports	Reports
Shoplifting	157	107
Larceny	80	107
Drug Offenses	68	70
Hit and Run	48	66
Destruction of Property	37	46
<b>Traffic</b>		
No Seatbelt	170	97
No Insurance Carried	133	69
Speeding	113	60
Driving Suspended	68	32
Cell Phone	49	14
<b>Misdemeanor Arrests</b>		
Shoplifting	129	75
Drug Offenses	55	45
DUI	26	23
Warrant from Other Jurisdiction	25	20
Petit Larceny	23	15
<b>Felony Arrests</b>		
Shoplifting 3rd	16	45
Conspiracy	6	14
Fraudulent Use of Access Dev.	5	5
Poss. Intent to Deliver	4	4
Burglary	4	4
	4	4
<b>911 Calls</b>		
MVA	487	524
Welfare Concern	351	513
Alarm	325	297
Reckless Driving	304	255
Stolen Property	220	250
<b>Total Calls</b>	<b>5,896</b>	<b>5,612</b>



## Mountain Lakes Drug and Violent Crime Unit

P.O. Box 2260

Buckhannon, WV 26201

Phone: (304) 473-4299 / (304) 304-473-4300

FAX: (304) 473-4302

---

**TO:** Matt Gregory-Buckhannon Chief of Police  
David Gosa-Sheriff of Lewis County  
Jeff Walters-Philippi Police Chief  
Lou Dell Mae-Sheriff of Braxton County Sheriff  
Christopher Smith-FSGT/Regional Coordinator WVSP BCI

**FROM:** Sergeant Andrew J. Shingler-WVSP BCI/Taskforce Commander  
Mountain Lakes Drug and Violent Crime Unit

**REF:** Task Force Statistics for January to December 2020

**DATE:** January 11, 2021

Dear Sirs(s):

The following is the overall summary/totals of the activity of the Mountain Lakes Drug and Violent Crime Taskforce for the year of 2020:

**Number of New Investigations Initiated: 80**

**Federal Felony Arrests: 20**

**State Felony Arrests: 290**

**WVIX: 123**

**BOP Reports: N/A**

**Intel Reports: 113**

**Criminal Investigation Reports: 102**

**Buy Assists: 41**

**Money Spent on Controlled Purchases: \$1460.00**

**Drug Seizures: 136**

**Drug Value from Seizure: \$662,360.00**

**Property Seized: \$ 348,130.00 (property and currency, any and all property taken in as evidence or otherwise)**

**Number of Federal Judicial Search Warrants served: 0**

**Number of State Judicial Search Warrants Served: 58**

**Electronic Intercept Orders: 8**

**Knock and Talks: 37**

**Amount of drugs seized in grams:**

**Fentanyl: 10.0 grams**

**Cocaine: 2.0 grams**

**Heroin: 111.6 grams**

**Marijuana: 7,762.48 grams**

**Methamphetamine: 221.39 grams**

**Prescription pills: 631.75 Dosage Units**

**Other: 26.5 grams in OTHER DRUDGS and 37 Suboxone**

**Firearms Seized: 12**

**Marijuana Plants: 283**

**Items of Evidence Seized: N/A**

**Currency/Valuables in SDB pending disposition: \$39,641.00**

**Currency in Daily Operating Account (Checking): \$5,860.00**

**Currency in Forfeiture Account (Savings): \$33,914.00**